

TAKSTAR® 得胜

Dante 传输接口盒 Connect Box



使用手册 User Manual

Dante传输接口盒

尊敬的用户：

感谢您选购得胜Dante传输接口盒，为了您能够更好的了解使用本产品，建议您在使用前仔细阅读本说明书。

若存在有疑问或者您有宝贵的建议，可通过拨打得胜官方服务热线400 6828 333 或微信扫描二维码关注得胜官方公众号与我们联系。



■ 产品特性

- 高品质A/D(24-Bit)、D/A (32-Bit) 转换，48KHz采样率。
- 2路平衡话筒/线路一体的卡农输入，2路平衡式卡农输出，Dante可支持2进2出。
- Dante数字网络接口配置为双标准网络接口设计，全面支持级联交换及热备份功能，数字音频通道可支持2进2出，使用24-bit精度，极低的网络延时。
- 每个输入通道具有独立的信号灯及增益控制，并具有可开关控制的+48V幻象供电。其中输入通道1具有高阻开关选择，支持吉他、贝司、键盘的乐器设备输入，输入通道2还额外具有两组立体声输入接口（一对莲花输入及一个3.5插口），支持媒体播放器、笔记本等等各种设备信号输入。
- 每个输出通道具有独立的信号灯。
- Dante可在标准的现有网络交换机上使用，具有高度互操作性：与任何其他启用Dante的设备无缝协作。
- 外接+12VDC供电，电源开关独立控制和电源指示灯。

■ 前面板说明

1. 增益电位器

可调整输入1-2通道的增益，最大增益为50dB。

2. 信号指示灯显示输入1-2通道的电平值。


3. 幻像电源开关按下此开关时输入1-2通道的48V会打开

4. 高阻开关当需要通过6.3mm Jack插座连接乐器时可以按下此开关来匹配阻抗。

5. 信号输入插座一体式COMBO插座，XLR可连接话筒，6.3mm Jack可连接音乐输入。


6. RCA输入插座可连接立体声莲花输入，信号混合后进入2通道处理。

7. 耳机输入插座可连接3.5mm耳机插头输入，信号混合后进入2通道处理。



■ 后背板说明

1. Dante网络接口 内置2进2出Dante卡，可直连或者通过交换机来传输网络音频信号。
2. 信号指示灯 显示输出1-2通道的电平。
3. 信号输出插座 XLR平衡式信号输出1-2通道。
4. 电源插座 DC12V输入插座。
5. 电源开关 按下为开启，电源指示灯会常亮。



■ 技术指标

- 输入阻抗：平衡10K欧姆，非平衡5K欧姆
- 话筒输入增益：50dBu
- 最大输入电平：+15dBu
- 动态范围：>105dB
- 系统总谐波失真（TH+N）：<0.01%
- 最大输出电平：+15dBu
- 输出阻抗：200欧姆（平衡），100欧姆（非平衡）
- 频率响应：20 Hz-20 kHz，-0.5 dB
- DC输入：+12V 2A
- 尺寸：130mm×164mm×44mm

■ 安全警示

为避免电击、高温、着火、辐射、爆炸、机械危险以及使用不当等可能造成的人身伤害或财产损失，使用本产品，请仔细阅读并遵守以下事项：

1. 使用产品时请确认所连接设备与本产品功率是否匹配以及合理调整音量大小，不要在超过产品功率及大音量下长时间使用，以免造成产品异常和听力损伤；
2. 使用中若发现有异常（如冒烟、异味等），请立即关闭电源开关并拔掉电源插头，然后将产品送经销商检修；
3. 本产品及配件都应放置在室内干燥通风处，勿长期存放在潮湿、灰尘多的环境，使用中避免靠近火源、雨淋、进水、过度碰撞、抛掷、振动本机及覆盖通风孔，以免损坏其功能；
4. 若产品需要固定于墙壁或天花板上时，请确保固定到位，防止因固定强度不足导致产品发生跌落危险；
5. 使用该产品时需遵守相关安全规定，法律法规明确禁止使用场合请勿使用本机，以免导致意外事故；
6. 请不要自行拆机改装或维修，以防止出现人身伤害，如有问题或服务需求请联系当地经销商跟进处理。

Dante Connect Box

Dear Customer,

Thank you for purchasing TAKSTAR Dante Connect Box. Please read the user manual carefully before operation and keep it for reference in future. If you have any questions or suggestions, please contact our local dealer.

■ FUNCTION


1. High quality A/D(24-Bit), D/A(32-Bit) convert, 48KHZ sampling rate.
2. 2 channel balanced MIC/LINE XLR input, 2 channel balance output, Dante can support 2IN/2OUT.
3. Dante digital network port configuration is a doubt standard network interface, which fully supports the function of unite switching and hot backup. Digital audio channel can support 2IN/2OUT, using 24-bit precision and extremely low network latency.
4. Each input channel with independent signal light and gain control, also with +48V phantom power controlled by switch. Its input channel 1 with high resistance switch selection, supporting guitar, bass, key instrument equipment input, input channel 2 extra with 2 stereo input port (one pair of RCA input and one 3.5mm socket). Supporting media player, notebook computer and others equipment signal input.
5. Each output channel with independent signal light.
6. Dante can be used in the standard existing network interchanger, has highly interoperability: perfect cooperation with other start using Dante device.
7. Outer connect +12 VDC power supply, Power switch independently controlled and power indicator light.

■ FRONT PANEL

1. GIAN SPD

Can adjust input 1-2 channel gain, the max gain is 50dB.


2. Signal Indicator Display input 1-2 channel level.
3. Phantom power switch Input 1-2 channel 48V will be opened when press the switch.
4. High resistance switch Press this switch to matching the impedance when it needs to through 6.3mm Jack socket to connect instruments.
5. Signal input socket Integrated COMBO socket, XLR connect MIC, 6.3mm Jack connect music input.
6. RCA input socket Connect stereo RCA input, signal mixing enter 2 channel processing.
7. Headset input socket Connect 3.5mm headset socket input, signal mixing enter 2 channel processing.



Dante Connect Box

REAR PANEL

1. Dante network connect
Inside 2in/2out Dante card, can directly connect or transmit network audio signal by the interchanger.
2. Signal Indicator Display output 1-2 channel level.
3. Signal output socket XLR balance output 1-2 Phoenix port.
4. Power supply socket DC12V input socket.
5. Power supply Press down is ON, the power indicator will always be on.



Technical parameters

- Input impedance: balance 10K Ω , unbalance 5K Ω
- MIC input gain: 50dBu
- Max input level: +15dBu
- Dynamic range: >105dB
- System THD (TH+N): <0.01%
- Max output level: +15dBu
- Output impedance: 200 Ω (balance), 100 Ω (unbalance)
- Frequency response: 20Hz-20kHz, -0.5dB
- DC input: +12V 2A
- Dimension: 130mm*164mm*44mm

Safety instruction

In order to avoid possible personal injury or property damage caused by electric shock, high temperature, fire, radiation, explosion, mechanical hazards and improper use, please read and observe the following items carefully before using the product.

1. When using the product, please confirm whether the power of the connected device matches the power of the product, and adjust the volume of the device. Do not use it for a long time when the power of the product is exceeded or at a high volume to avoid product failure and hearing damage.
2. If there is any abnormality (such as smoke, odor, etc.) during use, please turn off the power switch and unplug the power plug immediately, and then send the product to the dealer for maintenance.
3. The product and accessories should be placed indoors in a dry and ventilated place. Do not store them in a humid and dusty environment for a long time. Avoid getting close to fire, rain, water, excessive collision, throwing, vibrating the machine and covering the ventilation holes during use, so as not to damage its function.
4. If the product needs to be fixed on the wall or ceiling, please make sure to fix it in place to prevent it from falling down.
5. When using the product, you must abide by the relevant safety regulations. Please do not use the product in the occasions that are clearly prohibited by laws and regulations to avoid accidents.
6. Please do not disassemble, refit or repair the product by yourself to prevent personal injury. If you have any questions or service needs, please contact the local dealer for follow-up.

产品服务保证书

注意事项：

1. 本单为保修凭证，请用户妥善保管，如有遗失，恕不保修或退换。
2. 保修期限制：购买之日起十二个月内。
3. 除了不可抗力事件损坏外，由本公司负责，免费维修。
4. 如属保管不善或使用不当造成的损坏，维修点将酌情收费。
5. 擅自拆卸维修者，不予保修。
6. 以上保修条款仅限于中国市场适用（不包含港澳台地区）。

姓名：_____ 电话：_____ 地址：_____

商品：_____ 型号：_____ 购买日期：____年__月__日

维修记录栏（由维修员填写）	维修员签名	日期

◆广东得胜电子有限公司 ◆电话：400-6828-333 ◆地址：广东省惠州市博罗县龙溪街道富康一路2号



扫一扫，了解更多产品
Scan for more
product information

广东省电声工程技术研究开发中心 广东得胜电子有限公司制造

地址：广东省惠州市博罗县龙溪街道富康一路2号

服务热线：400 6828 333 传真：0752-6383950

邮箱：xs@takstar.com

网址：www.takstar.com

Guangdong Takstar Electronic Co., Ltd.

Address: No. 2 Fu Kang Yi Rd., Longxi Boluo

Huizhou, Guangdong 516121 China

Tel: 86 752 6383644 Fax: 86 752 6383952

Email: sales@takstar.com

Website: www.takstar.com

GB 8898-2011
9TSDA500S1B